

## ATLAS Global Infrastructure UCITS ICAV - Series C AUD Hedged

### Fund Objective

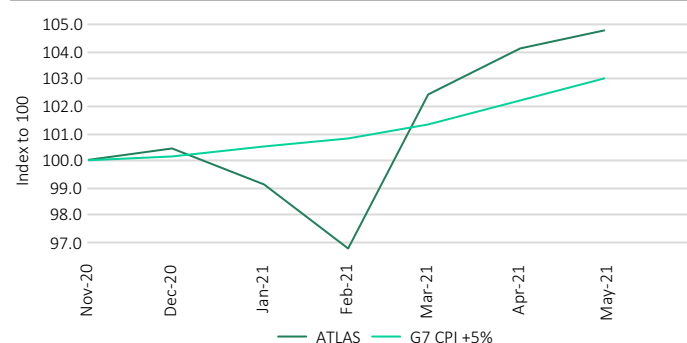
The ATLAS Infrastructure Global Strategy aims to provide investors with exposure to a selection of high quality infrastructure equities. The portfolio will be invested in OECD countries only and is a high conviction strategy focussed on investing in infrastructure securities which provide the optimal balance of return and risk. The fund aims to monitor and manage carbon and climate change risk exposures within set tolerances.

### Performance Data

|                      | 1 month | 3 months | 1 year | 3 years (p.a.) | Inception (p.a.) | 2018 | 2019 | 2020 |
|----------------------|---------|----------|--------|----------------|------------------|------|------|------|
| Fund                 | 0.6     | 8.3      | --     | --             | 4.8              | --   | --   | 0.4  |
| G7 CPI +5%           | 0.8     | 2.2      | --     | --             | 3.0              | --   | --   | 0.1  |
| Relative performance | -0.2    | 6.1      | --     | --             | 1.7              | --   | --   | 0.3  |

1. Fund returns are calculated by Northern Trust net of fees and taxes assuming income reinvested.
2. Benchmark return (G7 Inflation +5%) is calculated by Northern Trust.
3. Discrete calendar year returns may be partial depending on the inception date.
4. Since inception (pa) returns are only annualised once a return series is greater than 12 months old.

### Performance Chart

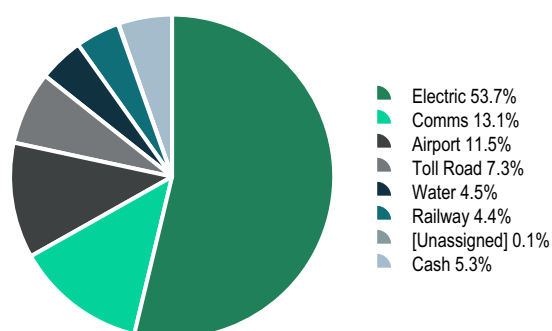


### Portfolio Metrics

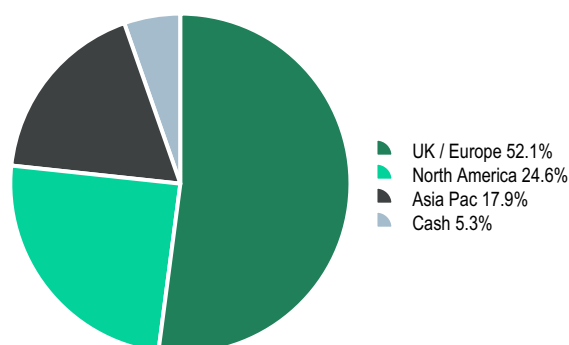
|                                       |            |
|---------------------------------------|------------|
| Number of holdings                    | 19         |
| Weighted average market cap (US\$bn)  | 11.17      |
| Dividend Yield (%) forecast (12month) | 4.60%      |
| EV/EBITDA (Forecast)                  | 10.6       |
| Benchmark                             | G7 CPI +5% |

Dividend Yield (%) forecasts (12 months) is a look-through 12 month forward looking dividend yield, gross of withholding tax and does not account for portfolio level cash allocations. Benchmark return is calculated by Northern Trust.

### Portfolio by Sector



### Portfolio by Geography



### Key Information

|  |             |                             |                        |
|--|-------------|-----------------------------|------------------------|
| Inception date                         | 22-Dec-2020 | Minimum investment          | AU\$50,000,000         |
| Strategy size (m)                      | AU\$2,172.1 | ISIN / SEDOL                | IE00BMFH4B82 / BMFH4B8 |
| Fund size (m)                          | AU\$1,475.0 | Fund type                   | Dublin ICAV (UCITS)    |
| TER/OCF                                | 0.80%       | Dealing frequency           | Daily                  |
| Distribution frequency                 | Semi-annual | Accumulating / distributing | Distributing           |
| Historic Distribution Yield (12 month) | 0.20%       |                             |                        |

Historic Distribution Yield (12 month) is the net distribution % paid over the last 12 months.

## ATLAS Global Infrastructure UCITS ICAV - Series C AUD Hedged

### Top Five Holdings

| Company                    | Sector    | Geography     | Weight % |
|----------------------------|-----------|---------------|----------|
| Aeroports de Paris SA      | Airport   | France        | 7.83     |
| Terna S.p.A.               | Electric  | Italy         | 7.46     |
| Atlas Arteria              | Toll Road | Australia     | 7.34     |
| Edison International       | Electric  | United States | 7.12     |
| Eutelsat Communications SA | Comms     | France        | 6.34     |

### Contributors / Detractors One Month

| Contributors           | Sector   | Geography | % (LCY) |
|------------------------|----------|-----------|---------|
| Aeroports de Paris SA  | Airport  | France    | 0.35    |
| SES SA FDR (Class A)   | Comms    | France    | 0.32    |
| Red Electrica Corp. SA | Electric | Spain     | 0.32    |

| Detractors              | Sector   | Geography     | % (LCY) |
|-------------------------|----------|---------------|---------|
| Edison International    | Electric | United States | -0.45   |
| AusNet Services Limited | Electric | Australia     | -0.19   |
| Chorus Limited          | Comms    | New Zealand   | -0.13   |

### Monthly Update

The portfolio returned 0.59% (net of fees) in May versus the benchmark return of 0.82%. The total contribution to local returns from our equity holdings was 1.04%. The main contributors in the period were our holdings in ADP, SESE and Red Electrica. Edison International, AusNet and Chorus were the main detractors.

### Portfolio Positioning and Macro Outlook

The Investment Committee made no material changes to the portfolio during the month. The portfolio remains well positioned with regards to stagflation and fast transition, GDP beta and recession risk remain close to neutral compared to the universe whereas CPI beta and long bond beta are better than the universe.

### Stock Highlight

Avangrid owns and operates eight regulated utilities in North East United States and also operates the 3rd largest wind and solar generation portfolio in the country with 8.5GW of capacity in operation. Avangrid was formed through a merger between UIL Holdings and Iberdrola US in 2015 and the Iberdrola Group remains a majority shareholder. Avangrid has continued to invest in developing clean energy solutions and recently received final approval for its Vineyard Wind project, the first utility scale offshore wind farm in the US. We see Avangrid delivering returns through its large investment program to support clean energy transition, including US\$2bn in network spending and US\$1bn in additional renewable project spending in 2021. Avangrid recently received final approval and funding for its merger with PNM Resources, a New Mexico based utility with a very ambitious renewable deployment plan. ATLAS sees Avangrid as well positioned to benefit from an acceleration of climate transition policy in the US over the coming years.

### Contacts

#### London office

Level 3, 25 Watling St  
London EC4M 9BR  
info@atlasinfrastructure.com

#### Sydney office

Level 8, 9 Hunter St  
Sydney, NSW 2000  
info@atlasinfrastructure.com

May 2021



## ATLAS Global Infrastructure UCITS ICAV - Series C AUD Hedged

ATLAS Infrastructure Partners (UK) Limited and ATLAS Infrastructure (Australia) Pty Ltd (collectively ATLAS) have prepared this promotional / marketing communication.

ATLAS Infrastructure Partners (UK) Limited is authorised and regulated in the UK by the Financial Conduct Authority (FCA Register number 760096) and the US Securities and Exchange Commission (SEC Register number 801-110882). ATLAS Infrastructure (Australia) Pty Ltd is the holder of Australian Financial Services (AFS) licence number 497475 issued by the Australian Securities and Exchange Commission (ASIC).

This communication is for information purposes only and should not be regarded as an offer or solicitation to buy or sell any security. Expressions of opinions are those of the author only and are subject to change without notice. The information, data, opinions, estimates and projections contained herein have been obtained from sources which we believe to be reliable. Furthermore, all charts and graphs are from publicly available sources or proprietary data. No representation or warranty either expressed or implied, is made nor responsibility of any kind is accepted by ATLAS its directors or employees either as to the accuracy or completeness of any information stated in this document.

PERFORMANCE DISCLAIMER: Unless stated otherwise, the figures used in this communication represent past performance. Past performance is not a guide to future performance. The value of investments will rise and fall. There is no guarantee the fund will achieve its objective, and you may not get back the amount you originally invested. Changes in currency exchange rates (for the unhedged share classes) will affect the value of your investment. Further risk factors that apply to the fund can be found in the fund's Key Investor Information Document (KIID) which is available upon request.

ATLAS and/or its officers, directors and employees may have or take positions in securities of companies mentioned in this communication (or in any related investment) and may from time to time dispose of any such positions.

ATLAS has a conflicts management policy relating to its activities, which is available upon request. Please contact [compliance@atlasinfrastructure.com](mailto:compliance@atlasinfrastructure.com) for further details.

ATLAS shall not be liable for any direct or indirect damages, including lost profits, arising in any way from the information contained in this communication. This communication is for the use of Professional and Institutional investors only and may not be re-distributed, re-transmitted or disclosed, in whole or in part, or in any manner, without the express written consent of ATLAS.